



















myRetreat78PREMIUM


technical specifications : 2024_01
2340 x 2340 x 1100

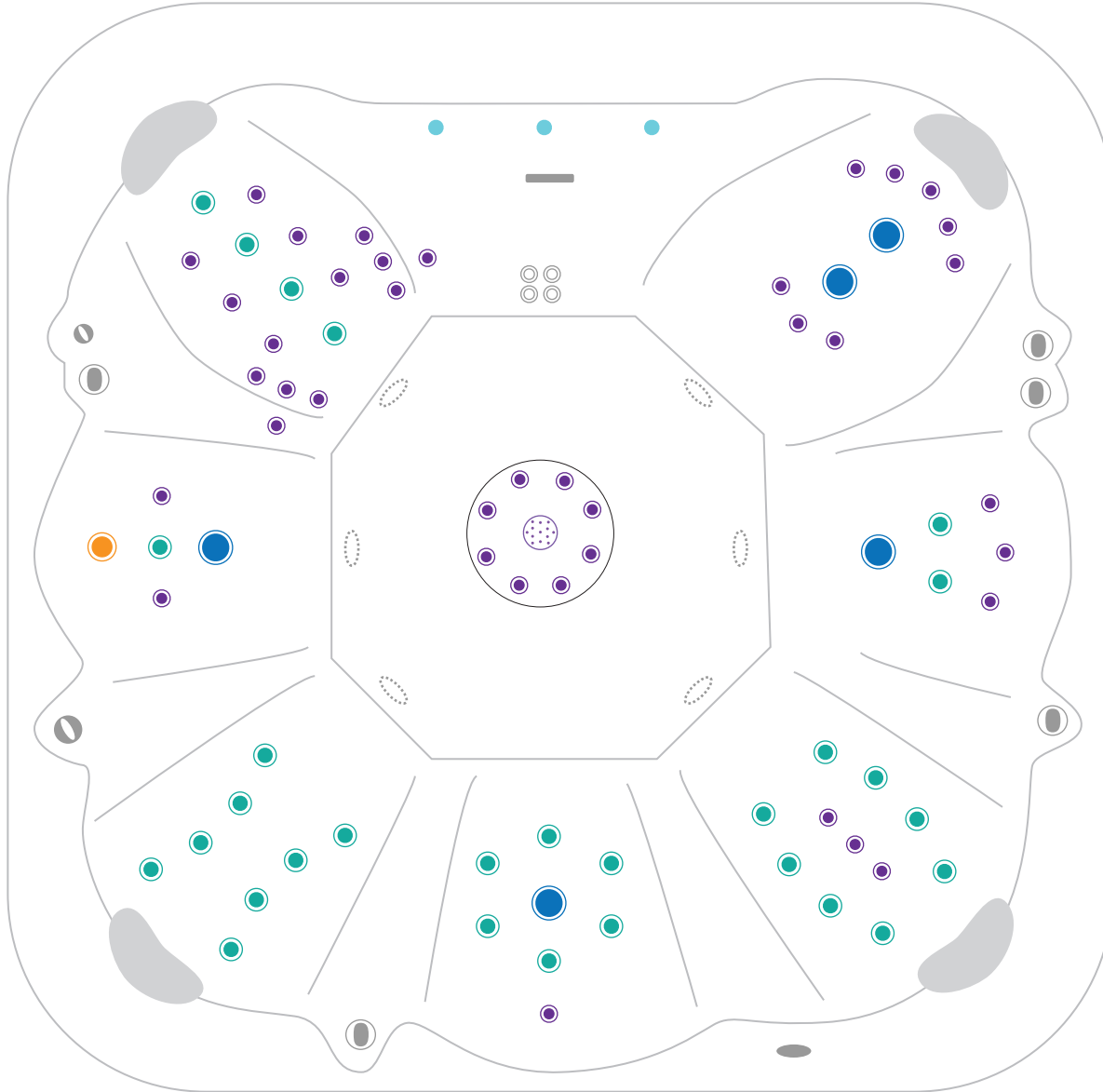


JETS & TOPSIDE CONTROLS

-  500 series jet
-  400 series jet
-  300 series jet
-  200 series jet
-  volcano jet
-  7" cohuna jet
-  swim jet
-  neck jet
-  air massage jet
-  large diverter control
-  small on/off control
-  air control
-  aromatherapy canister
-  touchpad control
-  filter box
-  safety suction
-  water return jet
-  water spout

EQUIPMENT INSTALLED IN CABINET

-  main control box
-  filtration pump
-  hydrojet boost pump
-  varidrive80 pump
-  air blower
-  2 speed pump
-  drain valve



Sapphire Spas comply with Australian Standard AS1926.3-2010

myRetreat78PREMIUM

technical specifications : 2024_01
2340 x 2340 x 1100

